

Terrazzo Sample

Prepared by

9/18/2025 4:10 PM

Summary 1/7









Customer			Job Site				
TIMMONS ARENA							
Project Summary							
Tab	#Rooms	#Stairs	Floor Area	Wall Area	Base Peri	#Doors	#Windows
A6.3 Plaza & Floor Plan	6	0	828.2801 SY	534.1739 SY	557'9"	18(94'0")	23(44.4599 SY)
Room List							
Name	Floor Area		Wall Area		Base Peri	#Doors	#Windows
A6.3 Plaza & Floor Plan							
Rm314	43.4196 SY		49.5825 SY		50'9"	1(3'0")	1(1.7932 SY)
Rm315	43.3580 SY		49.8342 SY		51'0"	1(3'0")	1(1.7932 SY)
Rm316	196.7862 SY		147.9214 SY		142'1"	6(26'2")	0
Rm313	104.6897 SY		66.8425 SY		66'2"	1(3'0")	0
Rm316	180.3756 SY		82.7495 SY		79'0"	3(17'0")	0
Rm318	259.6510 SY		137.2440 SY		168'10"	6(41'10")	21(40.8735 SY)
A6.3 Plaza & Floor Plan							
Item Description	Usage	Net Area		Base Peri	Seam Length	Full; Split; Edge	Waste*
<div>NEW</div> Concrete SF	3,962.73 SF (440.3037 SY)	3,962.73 SF (440.3037 SY)		322'9"			0.0%
<div>OLD</div> Concrete SF	2,336.86 SF (259.6510 SY)	2,336.86 SF (259.6510 SY)		168'10"			0.0%

Terrazzo Sample

Prepared by


9/18/2025 4:10 PM

Summary 2/7

 TZ-1 (Field) - B278-24 SF	4,995.00 SF (555.0000 SY) (111*45SF/Box)	4,985.53 SF (553.9482 SY)	387'1"			0.2%
 TZ-2 (Accent) - B243-24 SF	2,025.00 SF (225.0000 SY) (45*45SF/Box)	2,004.10 SF (222.6773 SY)	169'4"			1.0%
 TZ-3 (Accent) - B277-24 SF	180.00 SF (20.0000 SY) (4*45SF/Box)	179.25 SF (19.9168 SY)	0"			0.4%
 DS-1 (@Color Change/Pour Stop) - Divider Strip 0" LF	2,123.8 LF	2,123.8 LF				0.0%
 EJ-1 - Expansion Joint 0.06" LF	66.9 LF	66.9 LF				0.0%
 WB-2 - Johnsonite, MW-XX-F 4.25" Reveal Base (08 Icicle) 4.25" LF	362.7 LF	362.7 LF				0.0%
 TR-1 (Terr/EX) - Manufacturer, Style # Name (Color # Name) Metal 8' 0" LF	24.0 LF (3*8LF/Piece)	21.2 LF				13.4%
 TR-2 (WOM/Terr) - Metal 8' 0" LF	80.0 LF (10*8LF/Piece)	79.9 LF				0.1%

* For roll products, the waste is waste ratio; for others, the waste is waste addon.

A6.3 Plaza & Floor Plan

 NEW Concrete SF	Usage	Net Area	Waste*	Base Peri
Rm314	390.78 SF (43.4196 SY)	390.78 SF (43.4196 SY)	0.0%	50'9"
Rm315	390.22 SF (43.3580 SY)	390.22 SF (43.3580 SY)	0.0%	51'0"
Rm316	1,649.54 SF (183.2824 SY)	1,649.54 SF (183.2824 SY)	0.0%	142'1"
Rm316	1,532.19 SF (170.2436 SY)	1,532.19 SF (170.2436 SY)	0.0%	79'0"





Terrazzo Sample

Prepared by
9/18/2025 4:10 PM
Summary 3/7

count = 4	3,962.73 SF (440.3037 SY)	3,962.73 SF (440.3037 SY)	0.0%	322'9"
<input type="checkbox"/> OLD Concrete SF	Usage	Net Area	Waste*	Base Peri
Rm318	2,336.86 SF (259.6510 SY)	2,336.86 SF (259.6510 SY)	0.0%	168'10"
count = 1	2,336.86 SF (259.6510 SY)	2,336.86 SF (259.6510 SY)	0.0%	168'10"
<input type="checkbox"/> TZ-1 (Field) - B278-24 SF	Usage	Net Area	Waste*	Base Peri
Rm313	908.91 SF (100.9904 SY)	908.91 SF (100.9904 SY)	0.0%	66'2"
Rm316	1,201.72 SF (133.5244 SY)	1,201.72 SF (133.5244 SY)	0.0%	116'8"
Rm316	1,053.75 SF (117.0831 SY)	1,053.75 SF (117.0831 SY)	0.0%	53'7"
Rm318	1,821.15 SF (202.3504 SY)	1,821.15 SF (202.3504 SY)	0.0%	150'9"
count = 4	4,985.53 SF (553.9482 SY) 4,995.00 SF (555.0000 SY)	4,985.53 SF (553.9482 SY)	0.0% 0.2%	387'1"
<input checked="" type="checkbox"/> TZ-2 (Accent) - B243-24 SF	Usage	Net Area	Waste*	Base Peri
Rm314	390.78 SF (43.4196 SY)	390.78 SF (43.4196 SY)	0.0%	50'9"
Rm315	390.22 SF (43.3580 SY)	390.22 SF (43.3580 SY)	0.0%	51'0"
Rm316	496.40 SF (55.1551 SY)	496.40 SF (55.1551 SY)	0.0%	25'5"
Rm316	496.64 SF (55.1818 SY)	496.64 SF (55.1818 SY)	0.0%	25'5"
Rm318	230.07 SF (25.5629 SY)	230.07 SF (25.5629 SY)	0.0%	16'10"
count = 5	2,004.10 SF (222.6773 SY) 2,025.00 SF (225.0000 SY)	2,004.10 SF (222.6773 SY)	0.0% 1.0%	169'4"



Terrazzo Sample

Prepared by
9/18/2025 4:10 PM
Summary 4/7

 TZ-3 (Accent) - B277-24 SF	Usage	Net Area	Waste*	Base Peri
Rm313	33.29 SF (3.6993 SY)	33.29 SF (3.6993 SY)	0.0%	0"
Rm316	72.96 SF (8.1068 SY)	72.96 SF (8.1068 SY)	0.0%	0"
Rm316	73.00 SF (8.1107 SY)	73.00 SF (8.1107 SY)	0.0%	0"
count = 3	179.25 SF (19.9168 SY) 180.00 SF (20.0000 SY)	179.25 SF (19.9168 SY)	0.0% 0.4%	0"
 DS-1 (@Color Change/Pour Stop) - Divider Strip 0" LF	Usage	Net Area	Waste*	
Rm313	287.4 LF	287.4 LF	0.0%	
Rm314	35.7 LF	35.7 LF	0.0%	
Rm315	35.6 LF	35.6 LF	0.0%	
Rm316	531.5 LF	531.5 LF	0.0%	
Rm316	571.4 LF	571.4 LF	0.0%	
Rm318	662.2 LF	662.2 LF	0.0%	
count = 6	2,123.8 LF	2,123.8 LF	0.0%	
 EJ-1 - Expansion Joint 0.06" LF	Usage	Net Area	Waste*	
Rm314	33.5 LF	33.5 LF	0.0%	
Rm315	33.4 LF	33.4 LF	0.0%	
count = 2	66.9 LF	66.9 LF	0.0%	
 WB-2 - Johnsonite, MW-XX-F 4.25" Reveal Base (08 Icicle) 4.25" LF	Usage	Net Area	Waste*	
Rm313	31.6 LF	31.6 LF	0.0%	
Rm314	50.7 LF	50.7 LF	0.0%	

Terrazzo Sample

Prepared by
9/18/2025 4:10 PM
Summary 5/7

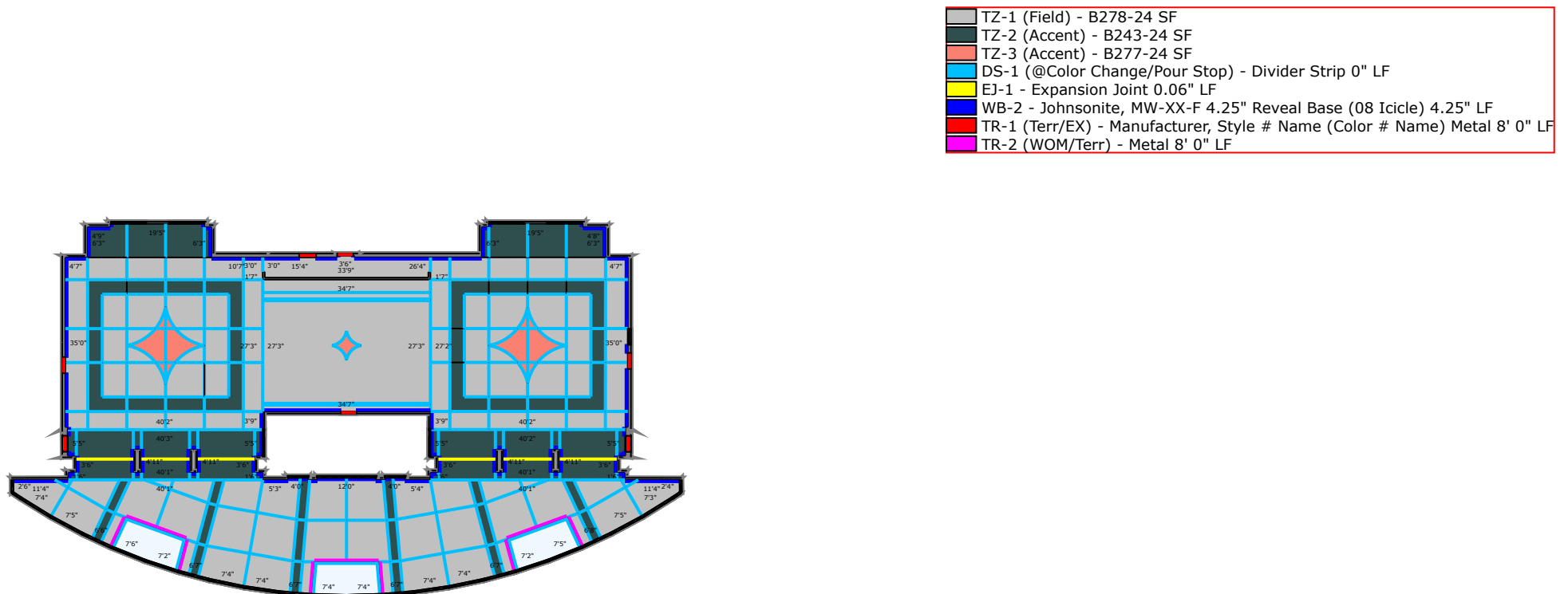
Rm315	51.0 LF	51.0 LF	0.0%	
Rm316	97.7 LF	97.7 LF	0.0%	
Rm316	72.0 LF	72.0 LF	0.0%	
Rm318	59.7 LF	59.7 LF	0.0%	
count = 6	362.7 LF	362.7 LF	0.0%	
TR-1 (Terr/EX) -  Manufacturer, Style # Name (Color # Name) Metal 8' 0" LF	Usage	Net Area	Waste*	
Rm313	3.0 LF	3.0 LF	0.0%	
Rm314	3.0 LF	3.0 LF	0.0%	
Rm315	3.0 LF	3.0 LF	0.0%	
Rm316	9.2 LF	9.2 LF	0.0%	
Rm316	3.0 LF	3.0 LF	0.0%	
count = 5	21.2 LF 24.0 LF	21.2 LF	0.0% 13.4%	
TR-2 (WOM/Terr) - Metal 8'  0" LF	Usage	Net Area	Waste*	
Rm318	79.9 LF	79.9 LF	0.0%	
count = 1	79.9 LF 80.0 LF	79.9 LF	0.0% 0.1%	

Terrazzo Sample

Prepared by

9/18/2025 4:10 PM

A6.3 Plaza & Floor Plan 6/7



Terrazzo Sample

Prepared by

9/18/2025 4:10 PM

A6.3 Plaza & Floor Plan 7/7

